



COMPANY CATALOG

since
1993

AVENA LED







AVENA GROUP PHILOSOPHY

We have succeeded at Port Said Electrical Industries - Avena over the past years in making our activity occupy a prominent position through the quality, flexibility and trust that characterize all our products and services. The main factor in achieving this achievement has been our constant endeavor to exceed our customers' expectations.

Today, with the growth of our business and activities that chart new horizons for our Egyptian society and for other communities to which our services reach, we remain committed to our philosophy of producing high-quality products in accordance with the highest international standards, forming partnerships of mutual benefit with our customers in the Middle East, investing in human capital, and preserving Our position as a company that competes regionally and internationally.

The company exports all of its products to its customers around the world. As a result of our strict quality control system, punctual delivery, and devoting all efforts to customer satisfaction, we have earned an excellent reputation and long lasting, developed business relationships with all our customers at home and abroad.

Our abundant human resources and advanced management have placed the company in a highly competitive position in the field of electrical industries. The company relies on advanced technologies and modern management methods to meet the requirements of performance methods in the flexible market system.



LED BULB E27



2835
SMD

270
BEAM
ANGLE

80
COLOR
RENDER

LED BULB E27

AVENA GOLD



Type: A60/9W
Power(W): 9W \pm 10 %
Luminous Flux: 900LM
Code: AG01193



Type: A65/12W
Power(W): 12W \pm 10 %
Luminous Flux: 1200LM
Code: AG011123



Type: A70/15W
Power(W): 15W \pm 10 %
Luminous Flux: 1500LM
Code: AG011153

| | |
|------------------------------|--------------------|
| Rated Voltage (V): | AC 165-250V |
| Frequency(Hz): | 50/60 Hz |
| Power Factor(P.F): | \geq 0.5 |
| Efficiency(Lm/W): | \geq 90 |
| Color Light: | white/warm |
| Color rendering index (CRI): | \geq 80 |
| Beam Angle: | 270° |
| Life Time: | 30000 Hrs |
| Working Environment (Temp.): | -20° C ~ 45° C |
| Working Environment (Hum.): | 10% - 90% |
| Dimmable/Non: | Non Dimmable |
| Lamp Material: | Aluminum +PC Cover |
| Installation (Base Type): | E27 / B22 |
| Warranty(Year): | 3 Years |


3 YEARS WARRANTY



HIGH POWER BULB LIGHT



HIGH POWER LED BULB



Type: T100/25W
Power(W): 25W ± 10%
Luminous Flux: 2500LM
Code: AG011253

Type: T115/32W
Power(W): 32W ± 10%
Luminous Flux: 3200LM
Code: AG011323

Type: T125/42W
Power(W): 42W ± 10%
Luminous Flux: 4200LM
Code: AG011423

Type: T140/50W
Power(W): 50W ± 10 %
Luminous Flux: 5000LM
Code: AG011503

| | |
|------------------------------|----------------|
| Rated Voltage (V): | AC 165-250V |
| Frequency(Hz): | 50/60 Hz |
| Power Factor(P.F): | ≥ 0.5 |
| Efficiency(Lm/W): | ≥ 90 |
| Color Light: | white/warm |
| Color rendering index (CRI): | ≥ 80 |
| Beam Angle: | 270° |
| Life Time: | 30000 Hrs |
| Working Environment (Temp.): | -20° C _ 45° C |
| Working Environment (Hum.): | 10% - 90% |
| Dimmable/Non: | Non Dimmable |
| Installation (Base Type): | Standard E27 |
| Warranty(Year): | 3 Years |

3 YEARS WARRANTY



MR16 / GU5.3 LED LIGHT



LED MR 16 / GU5.3

LED AVENA LIGHT 7W



GU5.3



Type: GU5.3 LED
Power(W): 7W
Luminous Flux: 700LM
Code: AG161724 (White)
Code: AG162724 (Warm)

Type: MR16 LED
Power(W): 7W
Luminous Flux: 700LM
Code: AG161714 (White)
Code: AG162714 (Warm)

LED AVENA LIGHT 7W



MR16

| | |
|------------------------------|------------------------|
| Rated Voltage (V): | AC 165-250V |
| Frequency (Hz): | 50/60 Hz |
| Power Factor (P.F): | ≥ 0.5 |
| Efficiency (Lm/W): | ≥ 90 |
| Color Light: | white / warm / 3 Color |
| Color rendering index (CRI): | ≥ 80 |
| Beam Angle: | 60° |
| Life Time: | 30000 Hrs |
| Working Environment (Temp.): | -20° C _ 45° C |
| Working Environment (Hum.): | 10% - 90% |
| Dimmable/Non: | Non Dimmable |
| Installation (Base Type): | MR16 / GU5.3 |
| Warranty (Year): | 4 Years |

4 YEARS WARRANTY



LED CANDLE LIGHT - E14



LED CANDLE - E14

LED CANDLE LIGHT 5.5W



Type: 5.5W LED CANDLE
Code: AG021553

LED CANDLE LIGHT WITH TAIL 5.5W



Type: 5.5W LED CANDLE TAIL
Code: AG031553

| | |
|------------------------------|----------------|
| Rated Voltage (V): | AC 165-250V |
| Power(W): | 5.5W \pm 10% |
| Frequency(Hz): | 50/60 Hz |
| Luminous Flux: | 550LM |
| Power Factor(P.F): | \geq 0.5 |
| Efficiency(Lm/W): | \geq 90 |
| Color Light : | white/warm |
| Color rendering index (CRI): | \geq 80 |
| Beam Angle: | 270° |
| Life Time: | 30000 Hrs |
| Working Environment (Temp.): | -20° C _ 45° C |
| Working Environment (Hum.): | 10% - 90% |
| Dimmable/Non: | Non Dimmable |
| Installation (Base Type): | E14 Base |
| Warranty(Year): | 3 Years |

3 YEARS WARRANTY



LED T8 TUBE LIGHT



T8 TUBE LIGHT



9w ⚡ 100-240 | Wide Voltage (vac) | ☀️ 900 Lumens LM | ⌚ 30000 HRS | T8 60 cm
Code: AG07193

18w ⚡ 100-240 | Wide Voltage (vac) | ☀️ 1800 Lumens LM | ⌚ 30000 HRS | T8 120 cm
Code: AG071183


36w ⚡ 100-240 | Wide Voltage (vac) | ☀️ 3600 Lumens LM | ⌚ 30000 HRS | T8 120 cm
Code: AG071363

| | |
|------------------------------|------------------|
| Type: | T8 Tube light |
| Rated Voltage (V): | AC 100-240V |
| Frequency(Hz): | 50/60 Hz |
| Power Factor(P.F): | ≥0.5 |
| Efficiency(Lm/W): | ≥90 |
| Color Light : | white/warm |
| Color rendering index (CRI): | ≥80 |
| Beam Angle: | 360° |
| Life Time: | 30000 Hrs |
| Working Environment (Temp.): | -20° C ~ 45° C |
| Working Environment (Hum.): | 10% - 90% |
| Tube Type: | Double-end Input |
| Dimmable/Non: | Non Dimmable |
| Installation (Base Type): | G13/T8 |
| Warranty(Years): | 3 Years |

3 YEARS WARRANTY



FIXTURE LIGHT



LED LIGHTING FIXTURE

AVENA

66w

 100-240
Wide Voltage (vac)

 6600 LM
Lumens

 30000 Hrs

Code: AS31166

| | |
|------------------------------|------------------|
| Type: | NANO LED FIXTURE |
| Length(m): | 120 cm |
| Rated Voltage (V): | AC 100-240V |
| Frequency(Hz): | 50/60 Hz |
| Power Factor(P.F): | ≥0.5 |
| Power Efficiency(Lm/W): | ≥90 |
| Color Temp.(Tc): | 7000K / 3000K |
| Color rendering index (CRI): | ≥80 |
| Materials: | PC |
| Mounting Type: | Movable Buckle |
| IP Rating: | 20 |
| Working Environment (Temp.): | -20° C ~ 45° C |
| Dimmable/Non: | Non Dimmable |
| Working Environment (Hum.): | 10% - 90% |
| Life Time: | 30000 Hrs |
| Warranty(Years): | 3 Years |

3 YEARS WARRANTY



LED BULB E27



2835
SMD

270
BEAM
ANGLE

80
COLOR
RENDER

LED BULB E27

AVENA PRO



Type: A60/9W Led Bulb
Power(W): 9W
Luminous Flux: 990LM
Code: A011930



Type: A65/12W Led Bulb
Power(W): 12W
Luminous Flux: 1320LM
Code: A0111230



Type: A70/15W Led Bulb
Power(W): 15W
Luminous Flux: 1650LM
Code: A0111530

| | |
|------------------------------|--------------------|
| Rated Voltage (V): | AC 165 - 250V |
| Frequency(Hz): | 50/60 Hz |
| Power Factor(P.F): | ≥0.5 |
| Efficiency(Lm/W): | ≥90 |
| Color Light: | white / warm |
| Color rendering index (CRI): | ≥80 |
| Beam Angle: | 270° |
| Life Time: | 30000 Hrs |
| Working Environment (Temp.): | -20° C ~ 45° C |
| Working Environment (Hum.): | 10% - 90% |
| Dimmable/Non: | Non Dimmable |
| Lamp Material: | Aluminum +PC Cover |
| Installation (Base): | E27/ B22 |
| Warranty (Years): | 30 Month |

30 MONTHS WARRANTY



LED CANDLE LIGHT



LED CANDLE LIGHT - E14

AVENA PRO

**LED
CANDLE
LIGHT**

5W



Type: 5W LED CANDLE

Code: A0215130

**LED
CANDLE
LIGHT
WITH TAIL**

5W



Type: 5W LED CANDLE with Tail

Code: A0315130

| | |
|------------------------------|----------------|
| Rated Voltage (V): | AC 165-250V |
| Power(W): | 5W |
| Frequency(Hz): | 50/60 Hz |
| Luminous Flux: | 500LM |
| Power Factor(P.F): | ≥0.5 |
| Efficiency(Lm/W): | ≥90 |
| Color Light : | white/warm |
| Color rendering index (CRI): | ≥80 |
| Beam Angle: | 270° |
| Life Time: | 30000 Hrs |
| Working Environment (Temp.): | -20° C _ 45° C |
| Working Environment (Hum.): | 10% - 90% |
| Dimmable/Non: | Non Dimmable |
| Installation (Base Type): | E14 Base |
| Warranty(Year): | 30 Month |

30 MONTHS WARRANTY



CRYSTAL CANDLE LIGHT



CRYSTAL LED E14

**LED
CRYSTAL
CANDLE
LIGHT**

5W



**LED
CRYSTAL
CANDLE
LIGHT
WITH TAIL**

5W



Type: 5W LED Crystal CANDLE

Code: A12152

Type: 5W LED Crystal CANDLE with Tail

Code: A13152

| | |
|------------------------------|----------------|
| Rated Voltage (V): | AC 165-250V |
| Power(W): | 5W |
| Frequency(Hz): | 50/60 Hz |
| Luminous Flux: | 500 LM |
| Power Factor(P.F): | ≥0.5 |
| Efficiency(Lm/W): | ≥90 |
| Color Light : | white/warm |
| Color rendering index (CRI): | ≥80 |
| Beam Angle: | 270° |
| Life Time: | 30000 Hrs |
| Working Environment (Temp.): | -20° C _ 45° C |
| Working Environment (Hum.): | 10% - 90% |
| Dimmable/Non: | Non Dimmable |
| Installation (Base Type): | E14 Base |
| Warranty(Year): | 30 Month |

30 MONTHS WARRANTY



LED GU5.3 LED LIGHT



LED GU5.3

LED AVENA GU5.3 LIGHT 6W



Code: ASI16163 (White)

Code: ASI16263 (Warm)

Code: ASI161163 (Cool)

Code: ASI16663 (3Color)

| | |
|------------------------------|-------------------------------|
| Type: | 6W GU5.3 LED |
| Rated Voltage (V): | AC 165-250V |
| Power(W): | 6W |
| Frequency(Hz): | 50/60 Hz |
| Luminous Flux: | 600LM |
| Power Factor(P.F): | ≥0.5 |
| Efficiency(Lm/W): | ≥90 |
| Color Light : | white / warm / Cool / 3 color |
| Color rendering index (CRI): | ≥80 |
| Beam Angle: | 60° |
| Life Time: | 30000 Hrs |
| Working Environment (Temp.): | -20° C _ 45° C |
| Working Environment (Hum.): | 10% - 90% |
| Installation (Base): | GU5.3 |
| Warranty(Years): | 3 Years |

3 YEARS WARRANTY



LED CORN BULB / E14 - E27



LED CORN BULB

E27

**LED
CORN
BULB
LIGHT
9W
12W**



E14

**LED
CORN
BULB
LIGHT
9W
12W**



| | |
|------------------------------|--------------------|
| Type: | CORN BULB |
| Rated Voltage (V): | AC 180-240V |
| Power(W): | 9W / 12W |
| Frequency(Hz): | 50/60 Hz |
| Luminous Flux: | 900W / 1200LM |
| Efficiency(Lm/W): | ≥90 |
| Color Light : | white/warm/3 color |
| Color rendering index (CRI): | ≥80 |
| Working Environment (Temp.): | -20° C _ 45° C |
| Working Environment (Hum.): | 10% - 90% |
| Installation (Base): | E27/E14 |
| Warranty (Years): | 2 Years |

2 YEARS WARRANTY



LED T8 TUBE LIGHT



T8 TUBE LIGHT



| | | | | |
|----------------------------|---------------------------------|---------------------------------|------------|----------------------------|
| 9^{7000k}W | ⚡ 100-240 Wide Voltage (vac) | ☀️ 900 ^{LM} Lumens | 🕒 25000Hrs | T8 60 cm Code: AG0719 |
| 18^{7000k}W | ⚡ 100-240 Wide Voltage (vac) | ☀️ 1800 ^{LM} Lumens | 🕒 25000Hrs | T8 120 cm Code: AG07118 |
| 30^{7000k}W | ⚡ 100-240 Wide Voltage (vac) | ☀️ 3000 ^{LM} Lumens | 🕒 25000Hrs | T8 120 cm Code: AG07130 |

| | |
|------------------------------|------------------|
| Type: | T8 Tube light |
| Rated Voltage (V): | AC 100-240V |
| Frequency(Hz): | 50/60 Hz |
| Power Factor(P.F): | ≥0.5 |
| Efficiency(Lm/W): | ≥90 |
| Color Light : | white / warm |
| Color rendering index (CRI): | ≥80 |
| Beam Angle: | 360° |
| Life Time: | 25000 Hrs |
| Working Environment (Temp.): | -20° C ~ 45° C |
| Working Environment (Hum.): | 10% - 90% |
| Tube Type: | Double-end Input |
| Dimmable/Non: | Non Dimmable |
| Installation (Base Type): | G13/T8 |
| Warranty(Years): | 2 Years |

2 YEARS WARRANTY



LED LIGHTING FIXTURE



LED LIGHTING FIXTURE



18w ⚡ 100-240 |  1800^{LM} |  25000Hrs
Wide Voltage (vac) Lumens Code: AS31118

36w ⚡ 100-240 |  3600^{LM} |  25000Hrs
Wide Voltage (vac) Lumens Code: AS31136

| | |
|------------------------------|--------------------|
| Type: | NANO LED FIXTURE |
| Length(m): | 60 cm / 120 cm |
| Rated Voltage (V): | AC 100-240V |
| Power(W): | 18W / 36W |
| Frequency(Hz): | 50/60 Hz |
| Luminous Flux: | 1800 LM / 36000 LM |
| Power Factor(P.F): | ≥0.5 |
| Power Efficiency(Lm/W): | ≥90 |
| Color Temp.(Tc): | 7000K/3000K |
| Color rendering index (CRI): | ≥80 |
| Materials: | PC |
| Mounting Type: | Movable Buckle |
| IP Rating: | 20 |
| Working Environment (Temp.): | -20° C _ 45° C |
| Dimmable/Non: | Non Dimmable |
| Working Environment (Hum.): | 10% - 90% |
| Life Time: | 25000 Hrs |
| Warranty(Years): | 2 Years |


2 YEARS WARRANTY

Dream

LED LATEST TECHNOLOGY



DREAM BULB LIGHT



Type: A60/9W Led Bulb
Power(W): 9W
Luminous Flux: 990LM
Code: D011950


Type: A65/12W Led Bulb
Power(W): 12W
Luminous Flux: 1320LM
Code: D0111240

Type: A70/15W Led Bulb
Power(W): 15W
Luminous Flux: 1500LM
Code: D0111540

| | |
|------------------------------|--------------------|
| Rated Voltage (V): | AC 165-250V |
| Frequency (Hz): | 50/60 Hz |
| Power Factor(P.F): | ≥ 0.5 |
| Efficiency (Lm/W): | ≥ 90 |
| Color Light: | white / warm |
| Color rendering index (CRI): | ≥ 80 |
| Beam Angle: | 270° |
| Life Time: | 30000 Hrs |
| Working Environment (Temp.): | -20° C ~ 45° C |
| Working Environment (Hum.): | 10% - 90% |
| Dimmable/Non: | Non Dimmable |
| Material: | Aluminum +PC Cover |
| Installation (Base Type): | E27 / B22 |
| Warranty (Year): | 2 Years |

2 YEARS WARRANTY

Dream



LED CANDLE LIGHT - E 14



LED CANDLE - E14

Dream

**LED
CANDLE
LIGHT**

5W



Type: 5W DREAM LED CANDLE

Code: D0215

**LED
CANDLE
LIGHT
WITH TAIL**

5W



Type: 5W DREAM LED CANDLE with Tail

Code: D0315

| | |
|------------------------------|----------------|
| Rated Voltage (V): | AC 165-250V |
| Power(W): | 5W |
| Frequency(Hz): | 50/60 Hz |
| Luminous Flux: | 500LM |
| Efficiency(Lm/W): | ≥90 |
| Color Light : | white/warm |
| Color rendering index (CRI): | ≥80 |
| Beam Angle: | 270° |
| Life Time: | 30000 Hrs |
| Working Environment (Temp.): | -20° C ~ 45° C |
| Working Environment (Hum.): | 10% - 90% |
| Dimmable/Non: | Non Dimmable |
| Installation (Base Type): | E14 Base |
| Warranty(Year): | 2 YEAERS |

2 YEARS WARRANTY



Rainproof



High Lumen Chip



Long Life



High brightness

LED STREET LIGHT



LED STREET LIGHT



► Features

- 180 rotation adjustment can satisfy multi-angle illumination for your choice.
- Waterproof IP65 Rating.
- Aluminum lamp body, Aluminum casting, baking paint treatment, anti - oxidation.
- High-quality lamp body, Strong convection heat dissipation, turbine heat dissipation, flame retardant, not easy to change color, long service life.

► Applications



► Detailed description

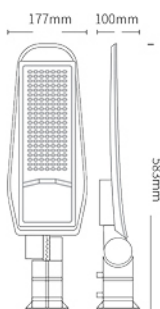
1. Use Road photoelectric PC Lens Design, Bat wing light distribution, meet the pavement irradiation requirement.
2. Simple and quick installation, high-pole installation and Wall installation, save much money and worries
3. Using high-quality LED chips, uniform light emission and long life
4. Usage: Campus, city square, Garden, Road, village etc.

► Product Dimension

100W

MODEL NUMBER LD008-100W

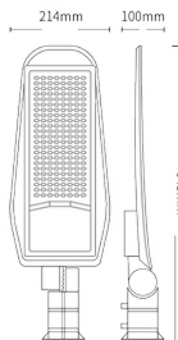
| Color | Color Temp |
|---------------|------------|
| Cold White | 6500K |
| Natural white | 4000K |
| Warm white | 3000K |



150W

MODEL NUMBER LD008-150W

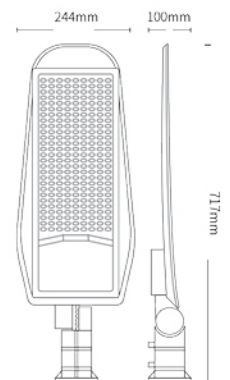
| Color | Color Temp |
|---------------|------------|
| Cold White | 6500K |
| Natural white | 4000K |
| Warm white | 3000K |



200W

MODEL NUMBER LD008-200W

| Color | Color Temp |
|---------------|------------|
| Cold White | 6500K |
| Natural white | 4000K |
| Warm white | 3000K |





Rainproof



High Lumen Chip



Long Life



High brightness

LED FLOOD LIGHT



LED FLOOD LIGHT

Features

Heat dissipation: Multi-chip cooling, with strong anti-crush and anti-knock.

Shell: high thermal conductivity die-casting aluminum, high temperature paint.

High quality LED chip is adopted, give off even light, long lifespan.

IP67 Protection: dust&water proof, explosion-proof, thunder proof, four heavy protection.




IP67

-40°C



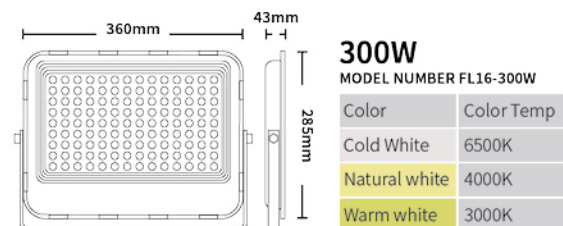
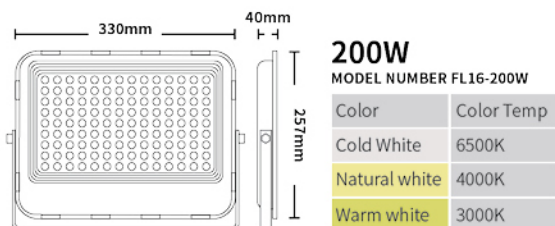
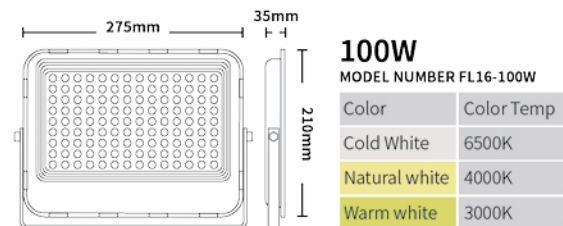
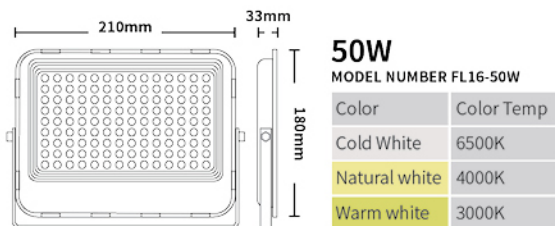
Applications



Detailed description

1. Flexible installation: 180 ° rotation installation, dead-zone free lighting design.
2. Adopt the connected lens design.
3. Usage: Campus, city square, Garden, village etc.

Product Dimension



Specifications

| Model number | Power | Size(mm) | IP | Luminous flux | Beam Angle | Material |
|--------------|-------|------------|----|---------------|------------|----------------------|
| FL16-50W | 50W | 210x180x33 | 67 | 5000lm | 120° | Die-casting Aluminum |
| FL16-100W | 100W | 275x210x35 | 67 | 10000lm | 120° | Die-casting Aluminum |
| FL16-200W | 200W | 330x257x40 | 67 | 20000lm | 120° | Die-casting Aluminum |
| FL16-300W | 300W | 360x286x43 | 67 | 30000lm | 120° | Die-casting Aluminum |



IP68
Waterproof



Heat
Resistant



Plug &
Play




Cuttable



Fully
Flexible

LED STRIP LIGHT



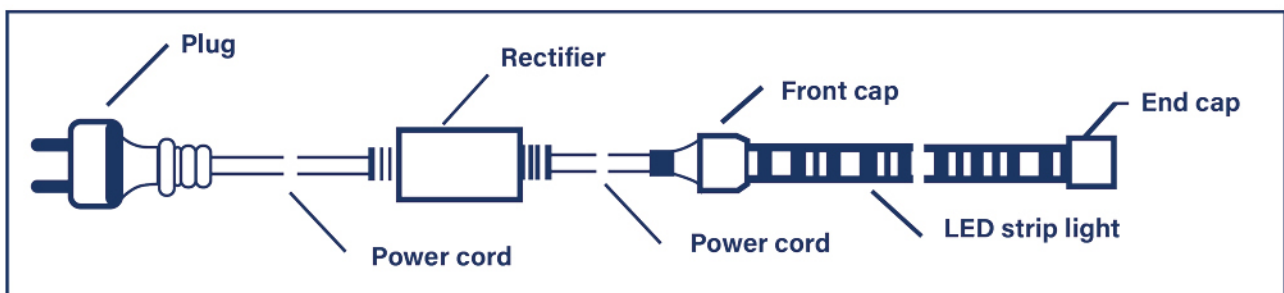
- High Quality, High Lumen
- Real silicon , nice apperance , strong but soft , light o/p .
- Ip protection , all weather-proof, old resistant , heat resistant
- Excellent heat sink
- Cuttable , flexible , various application , easy installation
- Long lifetime, save 80% energy
- No flick , protect eyes and prevent short sight
- For using in houses , hotels , showroom , stores and so on ...

LED STRIP LIGHT

Key features :

- Long life span , more than 50000 hours.
- Thin profile.
- Up to 6 times brighter as compared to regular incandescent lamp of the same wattage.
- up to 80 % energy saving.

| | |
|-------------------|----------------------|
| Name | SMD LED STRIP |
| CRI : 85 | PF > 0.9 |
| VOLT | 220V-AC |
| HZ | 50/60 HZ |
| WATT/METER | 10 W |
| QTY | 100m/roll |
| LED TYPE | 2835/3535 |



- Model No: 2835 - 240D - 10MM
- Voltage: DC 12V

- Parameter: 120 lm/w
- 5 m/Roll IP20

 Cutable

LED PROFILE LIGHT





DC 12V

80%
ENERGY

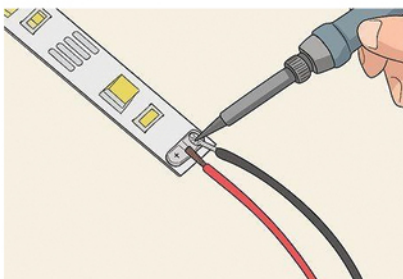
LED PROFILE LIGHT



- High Quality, High Lumen.
- Excellent heat sink.
- Cuttable, flexible, various application, easy installation.
- Long lifetime, save 80% energy.
- No flick , protect eyes and prevent short sight
- For using in houses, hotels, showroom, stores and so on...
- Model No: 2835 - 240D - 10MM.
- Voltage: DC 12V.
- Parameter: 120 lm/w.
- 5 m/Roll IP20.




Input: DC12V (2Pin)




A simple soldering method: You can solder in copper areas, and you can also use a soldering iron with tin



60 X 60 LED PANEL LIGHT



60 X 60 LED PANEL LIGHT



1 SMD 2835

2 Aluminum frame

3 3mm light guide plate

72 WATT
7200 Lumen



Product Features:

- Aluminium heat-sink insure good heat dissipation.
- Adopting diffusion plate materials with more than 90° light transmittance, uniformity of lighting, no shadow, no dark.
- Mitsubishi acrylic light guide plate, the accurate uses the laser engraving the loss of light, to ensure the higher light efficiency.




Better Quality .. Save More Power

 [avenaegy](#)

 [avena electric](#)

 www.avenaco.com

 info@avenaco.com

 Industrial Zone, South of Port Said,
Part B , West C9, Port Said , Egypt.

 [avena.co](#)

